

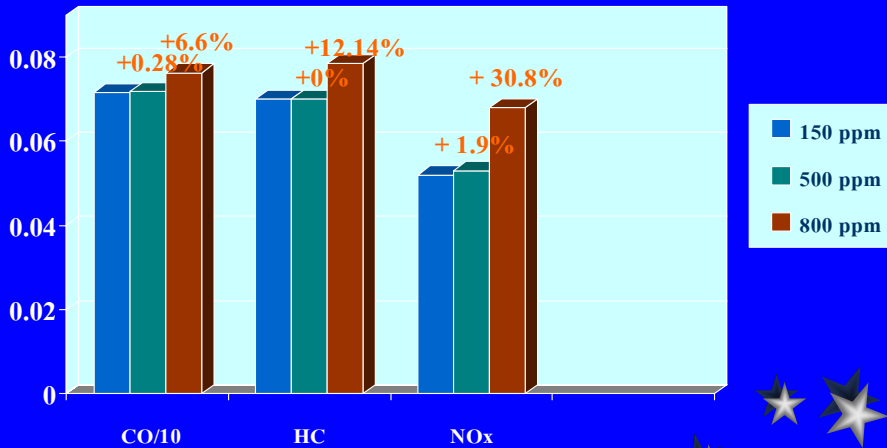
Sulfur in Gasoline in Thailand from 1998 - 2002

Year	1998	1999	2000	2001	2002 Jan – Aug
Average	197	175	150	156	181
Percentage exceeding 150 ppm	-	-	46.15	48.14	58.43
Percentage exceeding 50 ppm	-	-	87.43	91.72	100

Sulfur in Diesel in Thailand from 1998 - 2002

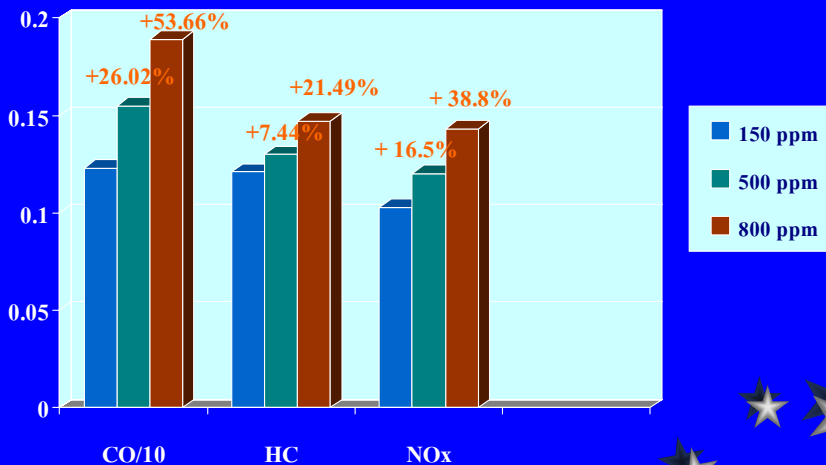
Year	1998	1999	2000	2001	2002 Jan – Aug
Average	992	367	350	360	377
Percentage exceeding 350 ppm	-	-	51.12	58.5	70.58
Percentage exceeding 50 ppm	-	-	100	98.48	100

Effect of Sulfur on Emission for In-use EURO 2 Gasoline Vehicles in Thailand



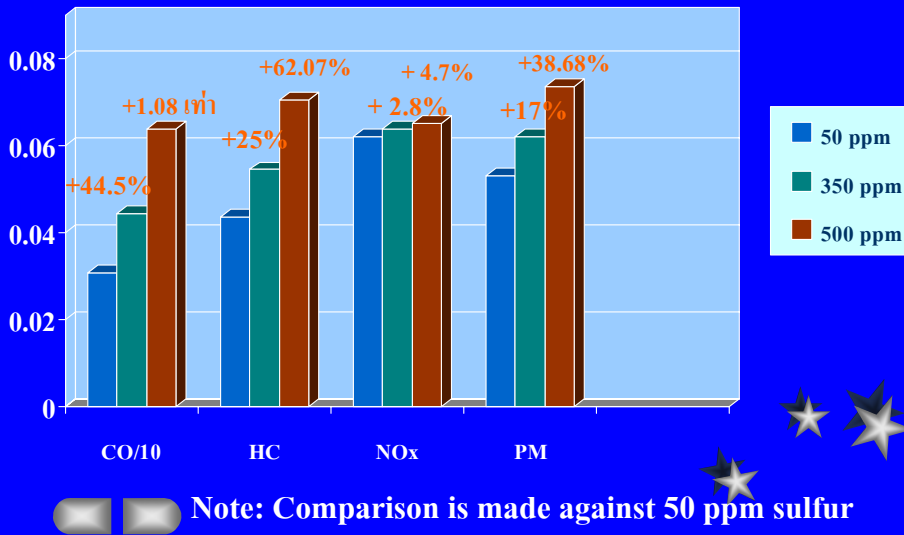
Note: Comparison is made against 150 ppm sulfur

Effect of Sulfur on Emission for In-use EURO 3 Gasoline Vehicles in Thailand



Note: Comparison is made against 150 ppm sulfur

Effect of Sulfur on Emission for In-use EURO 2 Diesel Vehicles in Thailand



Effect of Sulfur on Emission for In-use EURO 3 Diesel Vehicles in Thailand

